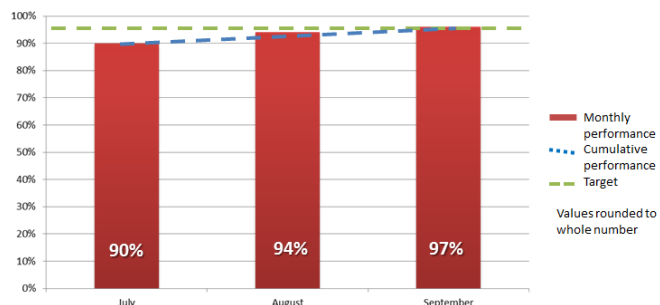


Information Governance Summary Quarter 2 2014/15

Freedom of Information (FOI) Response Rates Quarter 2 2014/15



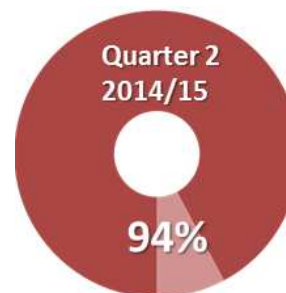
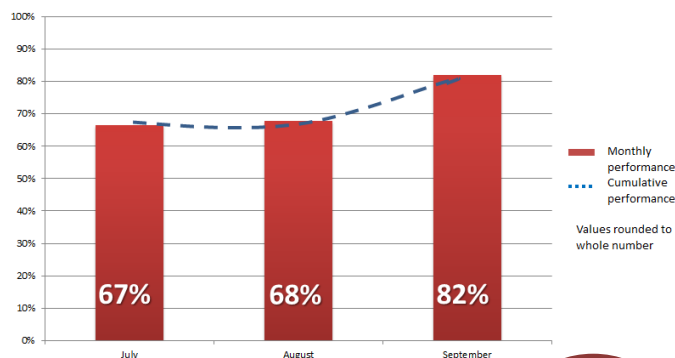
FOI Response Rate



FOI number received (response rate) by Directorate Quarter 2 2014/15

Directorate	July	August	September	Quarter Total
Community	28 (71%) ▲	27 (81%) ▲	20 (90%) ▲	75 (80%) ▲
Delivery	32 (97%) ☆	44 (98%) ☆	40 (97%) ☆	116 (97%) ☆
Education and Enterprise	37 (97%) ☆	27 (100%) ☆	23 (100%) ☆	87 (99%) ☆
OCE	2 (100%) ☆	7 (100%) ☆	8 (100%) ☆	17 (100%) ☆
Overall	99 (90%) ▲	105 (94%) ▲	91 (97%) ☆	295 (94%) ▲

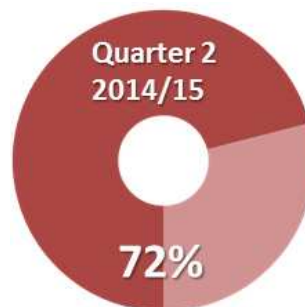
Subject Access Request (SAR) Response Rates Quarter 2 2014/15




SAR number received (response rate) by Directorate Quarter 2 2014/15

Directorate	July	August	September	Quarter Total
Community	17 (24%)	18 (17%)	13 (54%)	48 (29%)
Delivery	18 (94%)	26 (88%)	22 (82%)	66 (88%)
Education and Enterprise	17 (82%)	10 (100%)	18 (100%)	45 (93%)
OCE	2 (50%)	1 (100%)	2 (100%)	5 (80%)
Overall	54 (67%)	56 (68%)	55 (82%)	164 (72%)

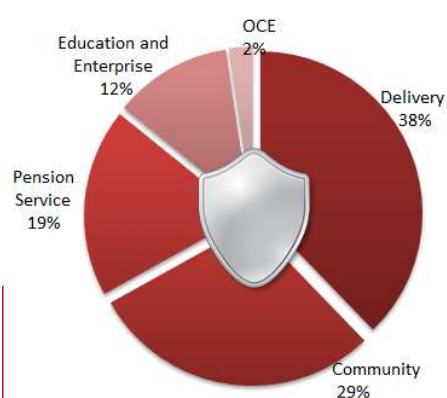
SAR Response Rate



Protecting Information course completion



Information Incidents*



Total Incidents
127

84 Low impact
35 Low/Medium impact
7 Medium impact
1 Medium/High impact

*data as at 20/10/2014